

LMD STEPPER MOTOR

LMD•E57 Ethernet TCP/IP



Specifications

Communication	Protocol type		Ethernet TCP/IP	
	Protocols		Profinet Ethernet/IP (ODVA compliant) Modbus TCP MCode/TCP on configuration port	
	Baud rate		100 Mbps	
	Configuration port		503	
Input power	Voltage	VDC	+12...+60	
	Current maximum ⁽¹⁾	Amp	3.5	
Motor	Frame size	NEMA	23	
		inches	2.3	
		mm	57	
	Performance level	Standard torque or premium high torque		
Holding torque	oz-in		103...416	
	N-cm		73 ... 294	
Thermal	Length	stack sizes	1, 2 & 3	
		Temperature Maximums	Power stage maximum Motor maximum	85°C (185°F) 100°C (212°F)
	Ambient Operating Conditions	Operating Temperature		-20° to 50°C (-4° to 122°F)
		Temperature Variation		0.5°C/min (0.9°F/min)
		Humidity		5% to 95% (non-condensing)
	Storage & Transport	Temperature		-25° to 70°C (-13° to 158°F)
		Temperature Variation		-25° to 30°C (-13° to 86°F)
		Humidity		5% to 95% (non-condensing)
Altitude	Installation Altitude		Up to 3280 ft (1000 m) above sea level ⁽⁶⁾	
Protection	Type	Temperature warning	0...84°C, user selectable	
		IP rating	IP20, IP65	
		Earth grounding	Via product chassis ground lug	
		Resolution	12 bit	
Hardware I/O, sourcing or sinking	One analog input ⁽²⁾	Voltage range	0...+5 VDC, 0...+10 VDC, 0...20 mA, 4...20 mA	
		Four signal inputs	Voltage range	+5...+24 VDC, TTL level compatible
	Two power outputs ⁽³⁾	Protection		Over temp, short circuit, transient, over voltage, inductive clamp
		Current rating		-100...+100 mA
		Voltage range		-24...+24 VDC
	One high-speed signal output	Current open collector/emitter		5.5 mA
		Voltage open collector		+60 VDC
		Voltage open emitter		+7 VDC
Aux. logic input	Voltage range ⁽⁴⁾		+12...+24 VDC	
Encoder options	Multi-turn absolute	Position update/retention	Up to 30 days on internal power; 5 years with optional battery pack	
	Incremental magnetic	Line count	1000 lines / 4000 edges per rev	
Motion	Microstep resolution	Number of settings	20	
		Steps per revolution	200, 400, 800, 1000, 1600, 2000, 3200, 5000, 6400, 10000, 12800, 20000, 25000, 25600, 40000, 50000, 51200, 36000 (0.01 deg/μstep), 21600 (1 arc minute/μstep), 25400 (0.001mm/μstep)	
	Counters	Type		Position, encoder / 32 bit
		Edge rate maximum		5 MHz
	Velocity	Range		+/- 2,560,000
		Resolution		0.5961 steps per second
	Accel/Decel	Range		1.1 x 109 steps per second ²
		Resolution		90.9 steps per second ²
Software	Program storage	Type/size	flash / 11,120	
	User registers	Number/resolution	4 / 32-bit	
	Floating point registers	Number/precision	8 / double	
	Math functions	Arithmetic		+, -, x, ÷, >, <, =, >=, <=
		Logic		AND, OR, XOR, NOT
		Trigonometric		ABS, COS, ACOS, LOG2, LOG10, PI, SIN, ASIN, SQRT, TAN, ATAN
	Branch functions			Branch & call
	I/O functions	Inputs		Home, limit plus, limit minus, go, stop, pause, jog plus, jog minus, general purpose, capture
		Outputs		Moving, error, velocity change,, moving position, trip, attention. general purpose
	Trip functions			Trip on input, trip on position, trip on time, trip capture, trip on relative position, trip on main power loss
	Party-mode addresses			62
	Encoder functions ⁽⁵⁾			stall detection, position maintenance, find index, hMT

¹ Actual power supply current will depend on voltage and load.

² Not available on products with multi-turn absolute encoder.

³ Products with multi-turn absolute encoder have one power output.

⁴ When input voltage is removed, maintains power only to control and feedback circuits.

⁵ Closed-loop models with encoder only

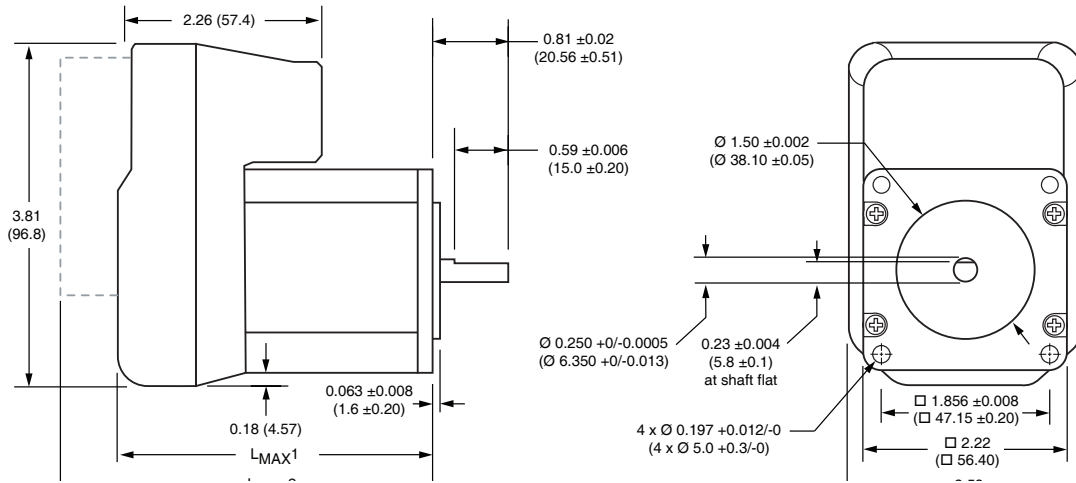
⁶ Installation above 3280 ft (1000 m) may require derating output current and maximum ambient temperature.

LMD•E57 Ethernet TCP/IP

Dimensions

LM•57 NEMA23 Motor, IP20-rated

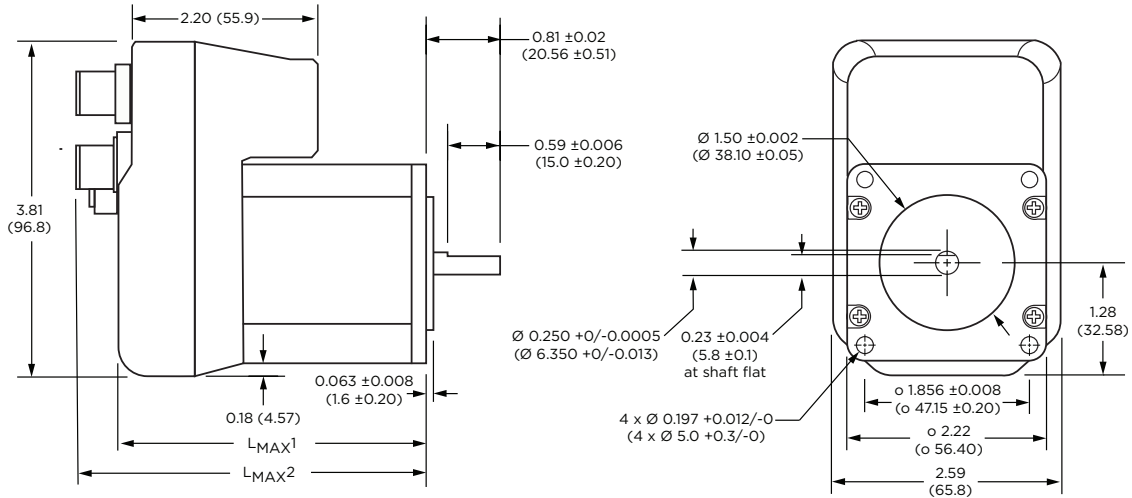
inches (mm)



Motor Stack Length	Lmax1		Lmax2	
	Standard - LMD	High torque - LMH	Standard - LMD	High torque - LMH
Single	3.17 (80.5)	3.32 (84.3)	3.91 (99.3)	4.01 (101.8)
Double	3.52 (89.4)	3.73 (94.8)	4.26 (108.2)	4.36 (110.7)
Triple	4.38 (111.3)	4.60 (116.8)	5.13 (130.3)	5.23 (133.0)

LM•57•C NEMA23 Motor, IP65-rated⁽¹⁾

inches (mm)



Single Port Motor

Motor Stack Length (Standard LMD)	Lmax1	Lmax2
	Single	3.22 (81.8)
Double	3.63 (92.3)	4.26 (108.2)
Triple	4.50 (114.3)	5.13 (130.3)

Motor Stack Length (High Torque LMH)	Lmax1	Lmax2
	Single	3.22 (81.8)
Double	3.65 (92.7)	4.26 (108.3)
Triple	4.52 (114.8)	5.13 (130.3)

Dual Port Motor

Motor Stack Length (Standard LMD)	Lmax1	Lmax2
	Single	3.42 (86.9)
Double	3.82 (96.9)	4.52 (114.8)
Triple	4.64 (117.9)	5.35 (135.8)

Motor Stack Length (High Torque LMH)	Lmax1	Lmax2
	Single	3.48 (88.4)
Double	3.91 (99.3)	4.61 (117.1)
Triple	4.80 (121.9)	5.49 (139.5)

¹ Motor shaft is not sealed. To meet an IP65 rating, ensure that the shaft end of the motor is properly sealed.

Three-dimensional depictions of this product are available for download from <https://novantaims.com/downloads/3dconfigurator/>




LMD•E57 Ethernet TCP/IP

Motor Performance



Motor	Stack length	LMD•57 Standard Torque			LMH•57 High Torque		
		Single	Double	Triple	Single	Double	Triple
Holding torque	oz-in	103	159	242	152	264	416
	N-cm	73	112	171	107	186	294
Detent torque	oz-in	3.9	5.6	9.7	8.5	14.2	21.2
	N-cm	2.7	3.9	6.9	6.0	10	15
Rotor inertia	oz-in-sec ²	0.0025	0.0037	0.0065	0.0019	0.0030	0.0065
	kg-cm ²	0.18	0.26	0.46	0.14	0.22	0.46
Radial load limit, center of shaft	lbs	15	15	15	15	15	15
	kg	6.8	6.8	6.8	6.8	6.8	6.8
Axial load limit @ 1500rpm (5000 full steps/sec)	lbs	20	20	20	20	20	20
	kg	9	9	9	9	9	9
Weight (motor+driver)	oz	26.4	31.2	44.0	26.4	31.2	44.0
	g	748	885	1247	748	885	1247

Connector & Indicator Layout

IP20-rated Model



IP65-rated Models



Part Number Breakdown

Example part number	L	M	D	C	E	5	7	1	C	
Product LMD = Liberty MDrive with standard hybrid stepper motor LMH = Liberty MDrive with high torque stepper motor	L	M	D		C	E	5	7	1	C
Control type C = Closed loop / with hMT and incremental magnetic encoder ⁽¹⁾ A = Closed loop / with hMT and multi-turn absolute encoder ⁽¹⁾ O = Open loop / no hMT or encoder				C						
Communication type E = Single Port EtherNet/IP, Modbus/TCP, Profinet, MCode/TCP D = Dual Port EtherNet/IP, Modbus/TCP, Profinet, MCode/TCP ⁽²⁾					E					
Flange size 57 = NEMA 23 2.3" / 57mm						5				
Motor length 1 = single stack 2 = double stack 3 = triple stack							5			
Variation — omit from part number if unwanted C = M12 circular connectors and IP65 rating									1	C

¹ Closed loop control delivers encoder feedback and hMT enhanced motor performance.
² The variation "C" must be added to the part number for Dual Port Products. Dual Port products are only available with M12 circular connectors and IP65 rated (with proper sealing of the shaft end of the motor).



To select from the available features and build the LMD integrated stepper motor to fit your needs, use the Novanta IMS part number builder, available online from <https://novantaims.com/resources/part-number-builders/>



Additional setup, quick reference information, and supporting documents are available for download from the Novanta IMS download website <https://novantaims.com/dloads/>